

Kerpoof Lesson Plan: Life Cycle of a Butterfly

Title: Life Cycle of a Butterfly

Topic(s): life cycles, nature, butterflies, biology

Materials and Resources: Kerpoof life cycle of a butterfly information sheet, Kerpoof task sheet, computer access for each student

Student Assignment: Use Kerpoof to show the life cycle of a butterfly

Activity:

1. Pass out the Kerpoof life cycle of a butterfly information sheet or go over the life cycle using your own materials.
2. Read the sheet aloud, talking about the various stages of development for a butterfly.
3. Ask students to write a story about the life of a caterpillar/butterfly.
4. Go to the computer lab.
5. Pass out the Kerpoof Life Cycle of a Butterfly Task Sheet.
6. Have kids create their own life cycle of a butterfly scene to illustrate their story.
7. Back in your classroom tie the life cycle of a butterfly to other life cycles by talking about differences/similarities.

Life Cycle of a Butterfly

Day 1:

An adult monarch butterfly lays its eggs on a milkweed plant. The eggs are tiny, about half the size of the eraser on the end of a pencil!




Days 2 and 3:

The eggs sit on the milkweed plant leaves. It's waiting for the right time to hatch.




Day 4:

The egg hatches and out comes a caterpillar.



Day 4 to 18:

The caterpillar lives on the milkweed plant. It eats milkweed leaves, growing bigger. As it grows, it sheds its skin five times! This is called the *larva* stage.



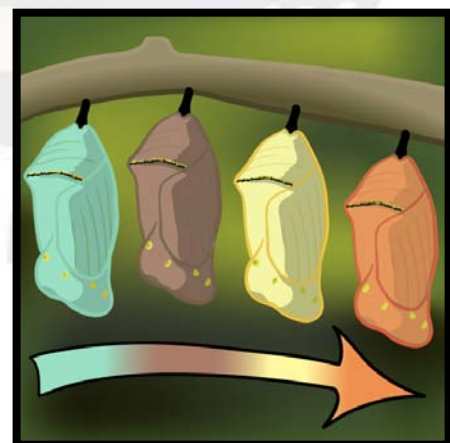
Days 18:

The caterpillar climbs to a branch and spins a *chrysalis* (a cocoon). This is called the *pupa* stage.



Day 19-27:

The chrysalis hangs from the branch as the caterpillar becomes a butterfly. It starts out green. Then it turns brown, then yellow, then orange.



Day 28:

When the caterpillar has turned into a butterfly it breaks through the chrysalis, leaving it behind.



Days 29+:

The butterfly is now ready to fly around! It will spend the next 2-6 weeks flying around, eating *nectar* from flowers and laying its own eggs. Most monarch butterflies only live about six weeks after they come out of their chrysalis.



The Lucky Butterflies

Every year, one group of butterflies gets to live six months instead of six weeks. These butterflies get to live longer so they can *migrate* (fly) to Mexico. They go to Mexico in the winter so they won't freeze. Then, in the spring, they fly back and lay their eggs.

Kerpoof Life Cycle of a Butterfly Task List

1. Go to www.kerpoof.com.
2. Look for the waterfall scene in Make a Picture.
3. Create a scene that shows the lifecycle of a butterfly. You are looking for:
 - a. A plant where the butterfly can lay its eggs (remember, the eggs would be too small to see in the scene)
 - b. A caterpillar
 - c. A chrysalis (and a tree or plant for it to hang from)
 - d. A beautiful butterfly
 - e. Don't forget to add some flowers so the butterflies have nectar to drink!

