

# Kerpoof Scholastics News

## May 2009



Welcome to the May 2009 Kerpoof Scholastics Newsletter!

Your classrooms must be abuzz with anticipation as the end of the school year approaches and warmer weather has students dreaming of summer activities. In this newsletter, you'll find ideas for leveraging Kerpoof to channel that energy and help students take stock of what they have learned this year.

As always, our goal is to provide rich and timely information about Kerpoof's free resources for educators. If you have colleagues who you think would be interested in receiving this newsletter, please feel free to forward it to them. If you have received a forwarded copy, you can sign up for your own free subscription by clicking [here](#).

I want [Kerpoof Scholastics](#) to be a great resource for you. Please feel free to contact me via e-mail with any comments or suggestions you may have me at: [carrie.fross@kerpoof.com](mailto:carrie.fross@kerpoof.com).

Sincerely,  
Carrie Fross  
Director of Education Services  
Kerpoof  
[www.kerpoof.com](http://www.kerpoof.com)

In this issue:

- Kerpoof Splash into Summer!
- Reflect on the Year's Achievements
- Visit Kerpoof at NECC
- BizWorld Offers Stipend to Pilot BizMovie
- Great Time for Creating Cards
- Using Kerpoof's Teacher Tools
- May's Gallery of Greats

### Kerpoof Splash into Summer!

With students antsy for the start of summer, why not channel their boundless energy into creating pictures and stories describing what they are looking forward to most. There are many backgrounds to choose from-- camping, beaches, sports, -- and we've created a new POOL SCENE especially for this year's transition.

Click on the "Splash Into Summer" banner on Kerpoof and dive head first into creativity!



In fact, in the summer months Kerpoof will be launching a whole new suite of backdrops depicting fun, warm weather activities. The idea is to prompt students to create a picture describing what they like best about summer and then use it as inspiration for writing exercises. Students can add text directly on their pictures with the Kerpoof text editor.

## Reflect on the Year's Achievements

Use Kerpoof to inspire students to reflect on what they've learned this year. Not only will students create objective memories about their learning, but they'll also note the passage of time and see themselves as moving up the educational ladder as they leave words of wisdom for the students who'll follow them.

(1) Have your students think about next year's incoming class. Ask them to create a picture on Kerpoof using Make-A-Picture or Make-A-Drawing, that shares:

- Advice for succeeding in this grade
- What to expect in this grade
- Something that they really enjoyed
- Something that was really challenging

(2) For a more challenging activity, or for older students, have them use Kerpoof's School Bell Make-A-Movie to create a short video on "Something Cool I Learned this Year." Keep an archive of the best of these short animations to inspire your next year's class.

USE THIS VISUAL ADVICE  
TO DECORATE YOUR FALL  
WELCOME BACK BULLETIN  
BOARD!

## Visit Kerpoof at NECC

Will you be attending the 2009 NECC conference in Washington DC at the end of June? If so, we'd love to see you!! Come by Booth # 3259 to say hello and chat with Krista and Tom.



Exhibit Hall Pass Giveaway: We are happily giving away 20 free entry passes to the Exhibit Hall. Simply be one of the first 20 to e-mail [carrie.fross@disney.com](mailto:carrie.fross@disney.com) and we'll send you the pass!

## BizWorld Offers Stipend to Pilot BizMovie

In February, we announced this exciting collaboration:  
[The BizWorld Foundation](#) and [Kerpoof](#) = [BizMovie](#)!


Participation is free, and in fact you may be able to earn a stipend for piloting the innovative BizMovie program. For more information, contact: Courtney Connelly at [Courtney.Connelly@BizWorld.org](mailto:Courtney.Connelly@BizWorld.org) or (888)4-BIZKIDS.

We have been working with BizWorld to develop a curriculum which uses Kerpoof's Make a Movie to teach business, entrepreneurship, and computer animated movie production.

## Great time for Creating Cards

In honor of Earth Day, Kerpoof launched an Earth Day card for the Make a Card activity. Check it out, and have your students create Eco-Cards whenever they learn about ecology, recycling or zero-waste!

Speaking of the Make a Card activity, consider having your students create cards of thanks for their mothers, fathers, teachers, and care-givers. Now is a great time for them to reflect on and express their gratitude for all the support they've gotten throughout the year.



## Using Kerpoof's Teacher Tools

You register for a Kerpoof Teacher Account here:

<http://www.kerpoof.com/teach>


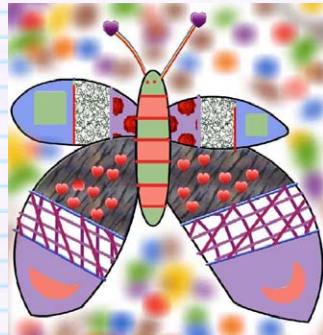
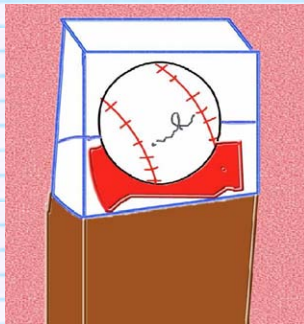
Once you receive confirmation, you can access the Kerpoof teacher tools at:

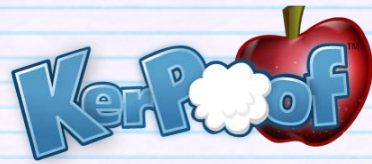
[www.kerpoof.com/teacher\\_tools](http://www.kerpoof.com/teacher_tools)

The tools are divided into two groups:

- Account Tools: Where you create your classroom, create or delete student accounts, set up student passwords, and print login cards for your students.
- Group Tools: Where you enable or disable the chat feature and group message board, and also where you to add or remove users from a group.

## May's Gallery of Greats





For more resources for educators visit [Kerpoof Scholastics](#).

©Disney-- All Rights Reserved  
Disney Online, Kerpoof Studios

Email Marketing by

